

Dial Ø 58 mm – Reading 0,01 mm – Long travel
Long travel precision dial gauges



0141760635



0141760624



0141761213

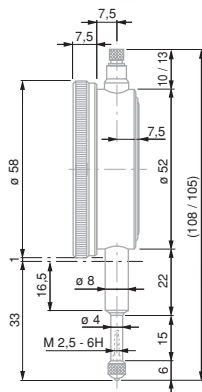


0141760661

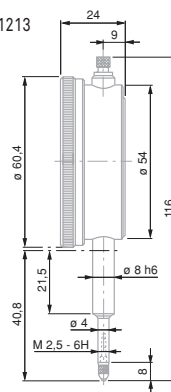


0141760651

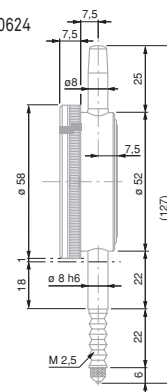
0141760631
0141760635
0141760636



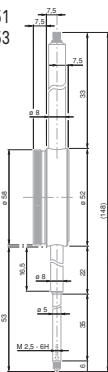
0141761213



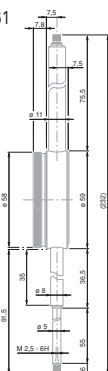
0141760624



0141760651
0141760653



0141760661



			mm	mm	mm	mm			N
0141760631 *	ROCH	10	10,5	0,01	1	0 ÷ 50 ÷ 100	-	≤ 1,4	
0141760635 *	ROCH	10	10,5	0,01	1	0 ÷ 50 ÷ 100	-	≤ 1,4	
0141760636 **	ROCH	10	10,5	0,01	1	0 ÷ 50 ÷ 100	-	≤ 1,4	
0141761213 ***	ROCH	15	15,5	0,01	1	0 ÷ 50 ÷ 100	●	≤ 1,6	
0141760651	ROCH	30	30,5	0,01	1	0 ÷ 50 ÷ 100	-	≤ 1,6	
0141760653	ROCH	30	30,5	0,01	1	0 ÷ 50 ÷ 100	●	≤ 2,2	
0141760624 *	ROCH IP54	10	10,5	0,01	1	0 ÷ 50 ÷ 100	●	≤ 2	IP54
0141760661	ROCH	50	51	0,01	1	0 ÷ 50 ÷ 100	-	≤ 2,2	

* With extra reverse numbering in red

** With mounted central lug back (see page F-29)

*** Dial Ø 60,4 mm

Permissible limits of a metrological characteristic (MPC/MPE)

	10 mm	15 mm	30 mm	50 mm
Deviation span	15 µm	20 µm	20 µm	25 µm
Deviation span within the selected local measuring span 0,10 mm	5 µm	5 µm	5 µm	5 µm
Repeatability limit	3 µm	3 µm	3 µm	3 µm

- EN ISO 463
Factory standard
- Rotating dial
- Full-metal casing.
Mounting shank and plunger in hardened stainless steel
- With or without anti-shock mechanism
- Adjustable tolerance markers. Thread M2,5 for measuring insert
- Accuracy: see table for max. deviations. If measurements are carried out with a downward plunger, the same must be mechanically coupled to the measuring point to eliminate all hysteresis
- Measuring insert with Ø 3,175 mm steel ball tip, already mounted. Exceptions: Model numbers 0141760631 / 0141761213 with ruby ball tips.